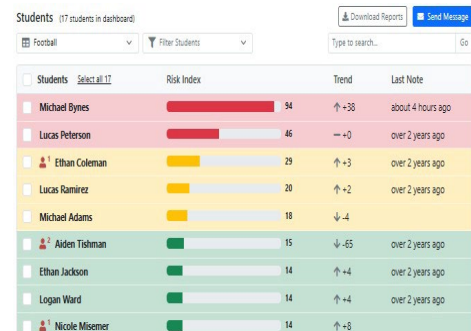


Dropout Detective™ - Identify, Prioritize & Support Your At-Risk Students

Analyze Students' Behavior

How do you manage your student retention? Today, many schools are managing retention by *reacting* to the students' behavior. And by the time you identify a serious problem, it can be too late to keep that student in class. You are working by looking in the rear view mirror because you can only see what has already happened.

AspirEDU's Dropout Detective™ replaces that rear view mirror with a crystal ball. We analyze the information that you already have and use our proprietary technology to identify your students that are at most risk. Dropout Detective allows you to *pro-actively* manage retention by alerting you to behaviors and patterns that lead to high student attrition. With Dropout Detective, your team can spend its time contacting students instead of trying to identify the ones that need support.



Students	Risk Index	Trend	Last Note
Michael Bynes	94	↑ +36	about 4 hours ago
Lucas Peterson	46	→ +0	over 2 years ago
¹ Ethan Coleman	29	↑ +3	over 2 years ago
Lucas Ramirez	20	↑ +2	over 2 years ago
Michael Adams	18	↓ -4	
² Aiden Tishman	15	↓ -45	over 2 years ago
Ethan Jackson	14	↑ +4	over 2 years ago
Logan Ward	14	↑ +4	over 2 years ago
¹ Nicole Misemer	14	↑ +8	

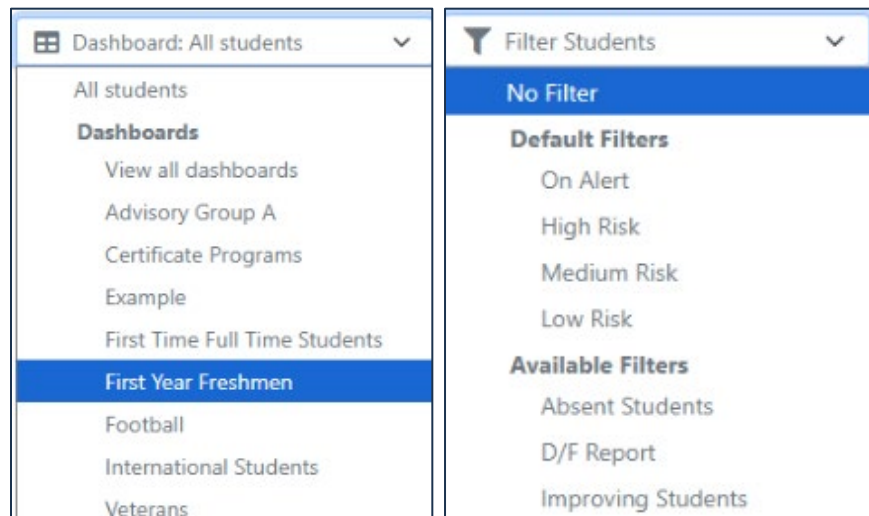
Views for Administrators, Advisors and Instructors

Whether your school manages student retention centrally or allows instructors to manage it, Dropout Detective provides you with the right tools. Our Administrator View provides you with a unique advantage – identifying at-risk students by analyzing their performance across ALL courses in which they are enrolled. Advisors – and others, like sports coaches – see only the students assigned to them. Instructors receive a single-course version of our dashboard. All views give school personnel the ability to document your student conversations using our Notes tab. If the students have provided contact information, you will have their phone, email, Facebook and Twitter addresses at your immediate disposal.

One of our clients – a university in Jackson, MS – raised its student retention rate by 10.6% in its *first term* using AspirEDU's analytics solutions. See the school's presentation – in their own words – at aspiredu.com/video-library.

Monitor Groups of Students with “Dynamic Dashboards”

Dropout Detective has long given our clients the ability to create a personalized dashboard of just the students assigned to a school user. But now we take that capability to a whole new level with **Dynamic Dashboards**. School users can view multiple dashboards of students. For example, a VP of Academic Affairs can look at the dashboards of each of her advisors. An athletic director can review the dashboards of each sports team. Support your students in the way that makes most sense to you and your school! Create **progress reports** on demand for one or more students, and easily email them.



Dashboard: All students ▾

All students

Dashboards

View all dashboards

Advisory Group A

Certificate Programs

Example

First Time Full Time Students

First Year Freshmen

Football

International Students

Veterans

Filter Students ▾

No Filter

Default Filters

On Alert

High Risk

Medium Risk

Low Risk

Available Filters

Absent Students


D/F Report

Improving Students

How It Works

The current behavior of a student can tell you whether they are going to succeed. Dropout Detective integrates with your existing learning management system (LMS) and reviews grades, missing assignments, last date of attendance and many other factors. Our solution retrieves the necessary data **every night**, applies the algorithm, and presents an easy-to-use dashboard that is updated **daily**. Students are given a Risk Index and are displayed in a red-yellow-green “stop light” format to draw attention to the most at-risk members of the student body. Administrators, advisors and instructors can then drill into the individual student’s profile to determine the risk reasons and to develop a pro-active plan of action. Through search capabilities and filters, schools can target their efforts by assigning the right staff to the right students.

Harper Nevin Progress Report ▾ 72



Last Login
02/23/2026 12:25 a.m.

[Send individual message](#)

[+ Add to group message](#)

Harper.Nevin@aspiredemo.com

[@AspirEDU](#)

Overview
Notes
History
Contacts
Attendance
Mastery

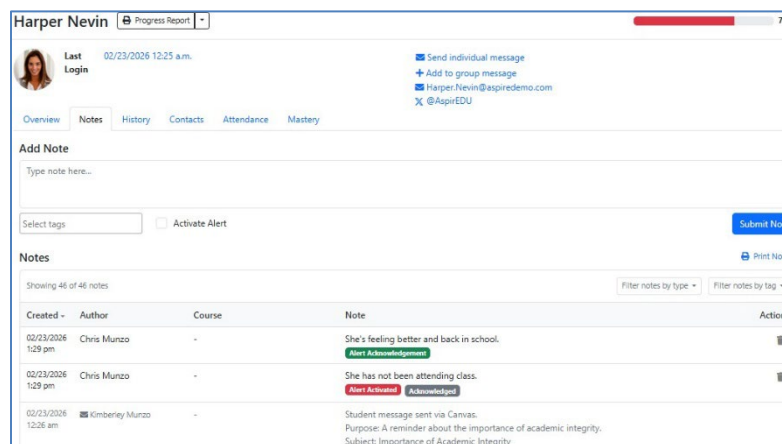
Course	Grade	Zeros	Missing Assignments	Last Access	Latest Submission
BS106 Anthropology	16.0	0	6 (show)	02/19/2026	02/18/2026
BS270 Child Psychology	41.0	1 (show)	4 (show)	02/22/2026	02/19/2026
GEN104 Introduction to Sociology	78.0	0	3 (show)	02/23/2026	02/21/2026
GEN201 Lifespan Development	43.67	1 (show)	3 (show)	02/20/2026	02/17/2026
MA201 Applied Statistics	68.0	0	6 (show)	02/21/2026	02/20/2026

Why It Is Important

Students that fail or drop out have a broadly negative impact on schools. Tuition dollars are lost, costs are incurred and a school's accreditation can be put in jeopardy. And overall graduation rates are harmed. Dropout Detective helps schools to address and improve upon all of these challenges.

Manually Flag Students

Using data is great! But sometimes, school personnel know things about a student that can indicate risk. Dropout Detective allows instructors and others to "Activate Advisor Alerts." These alerts will trigger emails to advisor and place an easy-to-see flag on the student's record.



Created	Author	Course	Note	Actions
02/23/2026 1:29 pm	Chris Munzo	-	She's feeling better and back in school. Alert Acknowledged	
02/23/2026 1:29 pm	Chris Munzo	-	She has not been attending class. Alert Activated Acknowledged	
02/23/2026 12:26 am	Kimberley Murzo	-	Student message sent via Canvas. Purpose: A reminder about the importance of academic integrity. Subject: Importance of Academic Integrity.	

Learn More about Dropout Detective

Contact us today to learn more about Dropout Detective™ and to schedule a web-based demonstration of our capabilities. The system is hosted by AspirEDU and can be deployed quickly and at a reasonable cost. Please write to us at info@aspirEDU.com or visit our web site at www.aspirEDU.com.

FEATURES

- Administrators – View your entire student population in a single dashboard.
- Advisors & Sports Coaches – View the students assigned to you.
- Instructors – View your students by class, with last access date/time stamp.
- Instantly identify which students are at immediate risk for attrition.
- One-click access to a holistic student profile that reflects participation in all enrolled courses.
- Create Progress Reports on demand for one or more students.
- Rolling 30-day & 30-week history of each student's risk profile.
- Data is retrieved and updated nightly.
- Document student interaction with Notes.
- Send automated emails to students based on data from the LMS.